

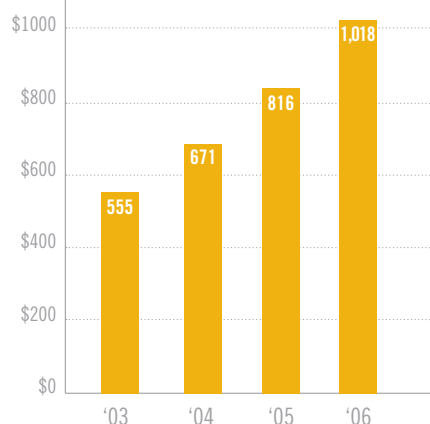


When performance matters most.

Net Sales in fiscal '06 grew 25% to a record \$1.018 billion.

NET SALES

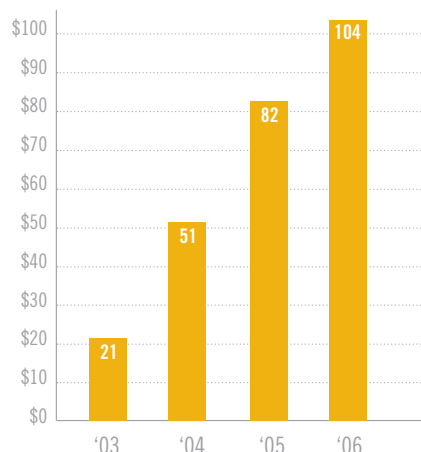
IN \$ MILLIONS



Net Income in fiscal '06 grew 27% to a record \$104 million.

NET INCOME

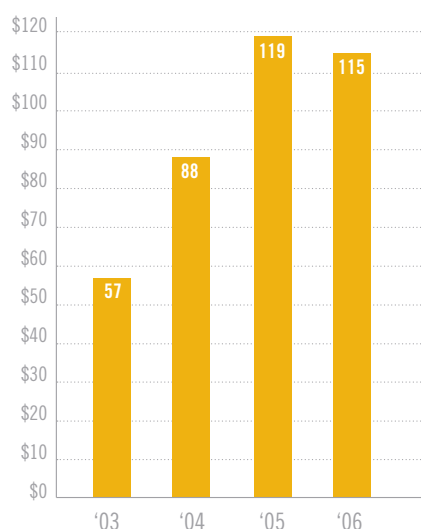
IN \$ MILLIONS



Cash flow in fiscal '06 remained strong at \$115 million.

CASH FLOW FROM OPERATIONS

IN \$ MILLIONS



2006 FINANCIAL HIGHLIGHTS

YEARS ENDED JULY 31	2005 ¹	2006	% CHANGE
(Dollars in thousands except per share amounts)			
RESULTS OF OPERATIONS			
Net Sales	\$816,447	\$1,018,436	24.7%
Operating Income	\$122,452	\$156,516	27.8%
Net Income	\$81,947	\$104,175	27.1%
Return On Invested Capital ²	14.5%	14.0%	-3.4%
Net Income Per Diluted Common Share			
Class A Nonvoting	\$1.64	\$2.07	26.2%
Class B Voting	\$1.63	\$2.05	25.8%
Operating Income Margin	15.0%	15.4%	
Net Income Margin	10.0%	10.2%	
OTHER INFORMATION			
Working Capital	\$141,560	\$240,537	69.9%
Total Debt	\$150,030	\$350,038	133.3%
Stockholders' Investment	\$497,274	\$746,046	50.0%
Research & Development	\$25,078	\$30,443	21.4%
Cash Flow from Operations	\$119,103	\$114,896	-3.5%
Capital Expenditures	\$21,920	\$39,410	79.8%
Depreciation & Amortization	\$26,822	\$35,144	31.0%
Acquisition Spend	\$79,926	\$351,331	339.6%
Dividend Yield	1.3%	1.5%	15.4%
Trailing 12 Months P/E Ratio	20.9	16.3	-22.0%
Current Ratio	1.9	2.1	10.5%
Weighted Avg. Shares Outstanding (Diluted)	49,858,708	50,385,312	1.1%

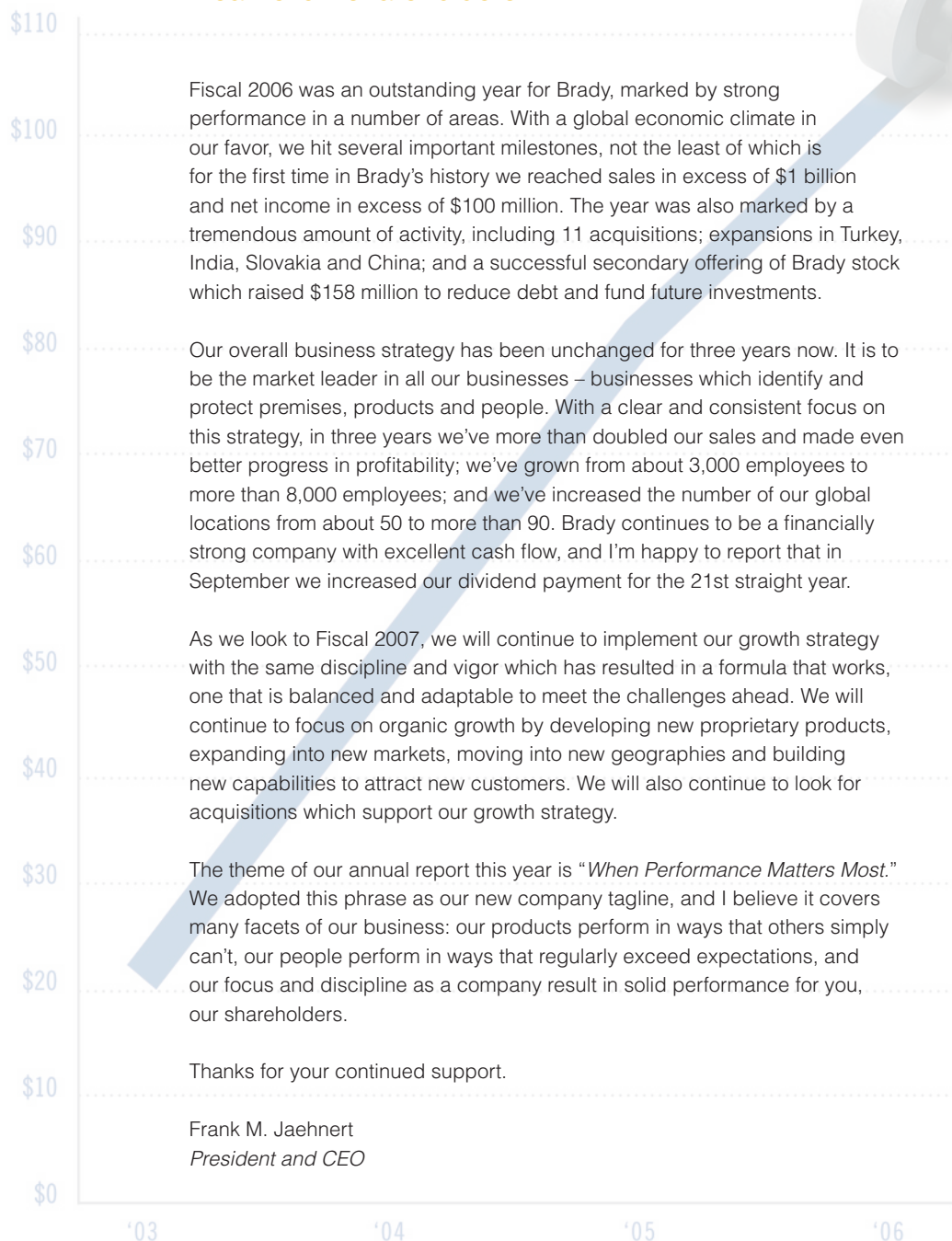
¹ Restated for 100% stock dividend effective December 31, 2004.

² Return on invested capital is calculated by taking net income plus tax effected interest expense divided by the average of the last five quarters short-term and long-term debt plus total stockholders' investment.

Brady Corporation is an international manufacturer and marketer of complete solutions that identify and protect premises, products and people. Its products include high-performance labels and signs, safety devices, printing systems and software, and precision die-cut materials. Founded in 1914, the company is the provider of choice to more than 500,000 customers in electronics, telecommunications, manufacturing, electrical, construction, education, medical and a variety of other industries. Brady is headquartered in Milwaukee, Wisconsin and employs more than 8,000 people at operations in the Americas, Europe and Asia-Pacific. Its commitment to exceptional performance in the products it makes, in the people it employs, and in the return it provides to its shareholders have made it a world leader in its markets.



NET INCOME IN \$ MILLIONS



**Holding the financial well-being of thousands of investors
and employees in your hands is when performance matters most.**



Every day, tens of thousands of people trust us to provide a reasonable return on their investment. We understand that the only way we can achieve the sort of financial performance that is acceptable to our investors is to insist on only the highest levels of performance from our products and our people.

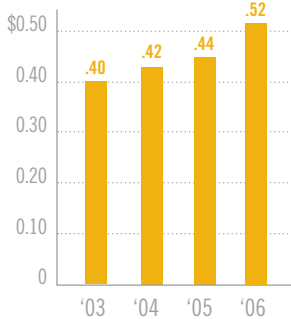
BRC
Listed
NYSE
THE NEW YORK STOCK EXCHANGE

We Identify and Protect Premises, Products and People.



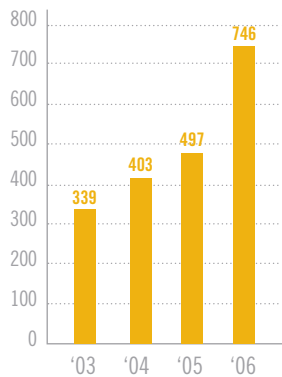
2006 CORPORATE RESULTS

DIVIDEND HISTORY** ANNUALLY PER SHARE

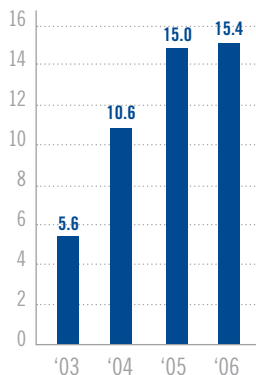


** Effective October 10, 2006, Brady increased its annual dividend to \$0.56 per share.

SHAREHOLDERS' EQUITY IN \$ MILLIONS

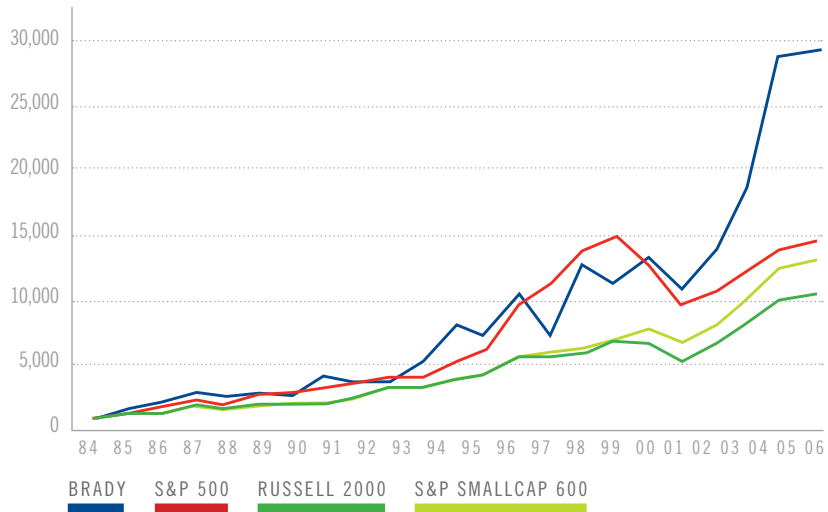


OPERATING INCOME AS A % OF SALES



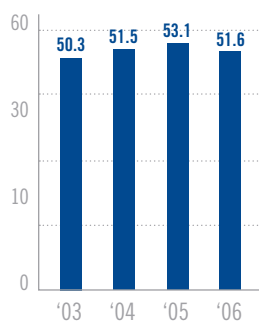
Our vision is to be the market leader in all our businesses in order to achieve sustainable top tier growth and profitability.

COMPARISON OF 22 YEAR CUMULATIVE TOTAL RETURN*

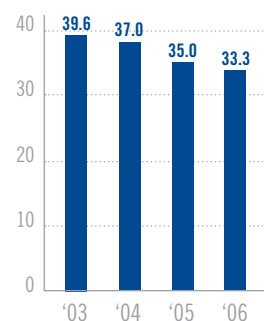


* \$1,000 invested in BRC in 1984 was worth \$28,500 on 7/31/06 when dividends are reinvested. Fiscal years ended July 31. Copyright ©2002, Standard & Poor's, a division of The McGraw-Hill Companies, Inc. All rights reserved.

GROSS MARGIN AS A % OF SALES

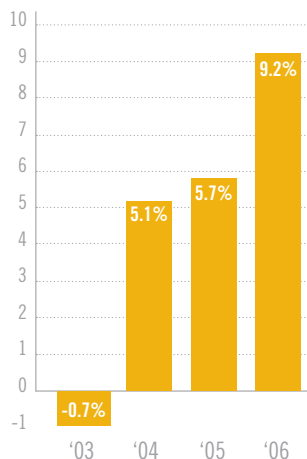


SELLING, GENERAL & ADMINISTRATIVE AS A % OF SALES



Brady's strategy for achieving our vision of being the market leader in all our businesses is two-fold:

Organic Growth IN PERCENT



1. Organic Growth

Growing base business continues to be a priority for Brady. By **expanding global operations, exploring new markets** and **introducing new products**, Brady's organic growth in fiscal 2006 was 9 percent.

In fiscal 2006, Brady's global expansion included opening new manufacturing in Bratislava, Slovakia to produce die-cut parts and labels for the telecom and automotive markets in Central and Eastern Europe; establishing manufacturing in India to serve customers in the region; setting up a sales office in Turkey in preparation for the country's entry into the European Union; and consolidating U.S. distribution operations into a new Central Distribution Center in Milwaukee.

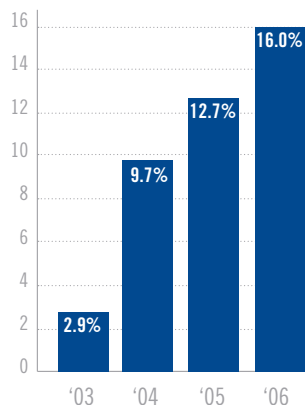
Brady continues to explore new markets such as laboratory identification, medical die-cut and commercial building safety identification.



2. Acquiring Companies

Brady acquired 11 companies in fiscal 2006, from die-cut-parts manufacturers in Sweden, Korea and Thailand, to companies that make badge holders, identification badges and lanyards in California, Massachusetts and Pennsylvania. Despite their diversity in location and market, they share a common factor - all fit the description of Brady's business and help to advance the company's strategic objective and move closer to achieving its vision.

Acquisition Growth IN PERCENT



PREMISES

Accidental Health & Safety Pty. Ltd. (Australian safety products and first aid)

Carroll Australasia Pty. Ltd. (Australian electrical ID products)

Personnel Concepts (U.S. labor law compliance posters)

TEXIT AS (Scandinavian wire-markers)

PRODUCTS

Daewon Industry Corporation (Korean die-cut parts)

Tradex Converting AB (Swedish die-cut parts)

TruMed Technologies, Inc. (U.S. medical converting)

QDPT Co. Ltd. (Thai die-cut parts)



PEOPLE

Identicard Systems (U.S. people ID solutions)

STOPware, Inc. (U.S. people ID software)

J.A.M. Plastics (U.S. people ID accessories)



In fiscal 2006, nearly 200 employees were engaged in new product development activities for Brady at its R&D centers in the U.S., Europe and Asia. This global research and development team of chemists and engineers focuses on material development, printing systems design and software development.

- **Material development** involves the application of surface chemistry concepts for top coatings and adhesives applied to a variety of base materials.
- **Systems design** integrates materials, embedded software and a variety of printing technologies to form a complete solution for customer applications or Brady's own production requirements.
- **Software development** focuses on the development of proprietary programs that help customers produce their own identification products such as bar-code labels and name tags; and the development of software for asset and inventory control applications.

In fiscal 2006, Brady developed and launched 47 new products or product line extensions, including:

MiniMark™ Industrial Label Printer

BradySoft Barcode Label Design Software

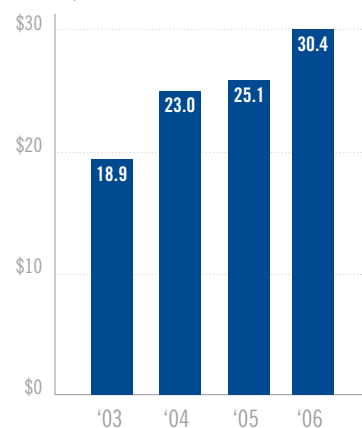
Arc Flash Warning Labels and Training Tools

B-593 Adhesive Taped Polyester Raised Panel Labels

B-492 FreezerBondz™ Labels for Frozen Surfaces

Investment in Research and Development

IN \$ MILLIONS



Brady Markets

Brady's core capabilities in manufacturing, precision engineering and materials expertise make it a leading supplier to the Maintenance, Repair and Operations ("MRO") market and to the Original Equipment Manufacturing ("OEM") electronics market.

MRO

Major product lines provided to the MRO market include facility identification, safety and complementary products, wire identification products, and people identification.



OEM

Major product lines provided to the OEM market include high-performance identification products for printed circuit boards, and precision die-cut components for mobile telecommunications devices and hard disk drives.

Electronic



Mobile Handset



Disk Drive



- Arm Damper
- Foam Dampers
- Flex Gasket Connector
- Suspension Damper
- Absorbent Carbon Filter
- Seals
- Recirculation Filter
- Bar Code Label

**A ringing fire alarm, a smoke-filled hall,
and a building full of people looking for a way out is
when performance matters most.**



Brady products are not your average labels, signs and die-cut parts. They perform in extreme manufacturing temperatures, in chemicals and weather exposure, some even in electrical blackouts – providing critical information whenever and wherever it's needed.

Brady is diversifying its distribution to the consumer market with products like BradyGlo™ glow-in-the dark tapes and signs for commercial buildings.



We became a leader in the marketplace by cultivating a better brand of leadership in our workplace.



OUR LEADERSHIP MODEL:

- Practice the values: teamwork, growth and honesty.
- Focus on the customer.
- Expect high performance of ourselves and others.
- Be bold and decisive.
- Hold ourselves and others accountable.
- Continuously learn more and coach others.
- Inspire one another.

BRADY CORPORATE OFFICERS

From Left to Right:

ALLAN KLOTSCHKE, *President - Brady Asia-Pacific*
TOM FELMER, *President - Direct Marketing Americas*
PETER SEPHTON, *President - Brady Europe*
BARBARA BOLENS, *VP & Treasurer*
FRANK JAEHNERT, *President & CEO*
MIKE OLIVER, *Sr. VP - Human Resources*
MATT WILLIAMSON, *President - Brady Americas*
DAVE HAWKE, *Executive Vice President*
DAVID MATHIESON, *Sr. VP & CFO*



Brady was one of only two companies to make both *BusinessWeek*'s hottest 100 growth companies AND *Business Ethics*' list of 100 best corporate citizens.

We're committed to making a difference, while making a profit.

A customer in a hurry and a manufacturing process that requires extreme precision is when performance matters most.



Brady people are experts at what they do and they work tirelessly to do it better than anyone else. Brady employees continually raise the performance bar, for themselves and for others. The result? The best customer service, exceptional quality and real value.

When a Brady customer requested a significant increase in quantity in their order for a precision die-cut component, without changing their delivery requirements, one of our clean-room assembly teams added extra shifts, working nights and weekends for weeks to get the job done, and performing their best when it mattered most to our customer.



Financial Review

(DOLLARS IN THOUSANDS EXCEPT PER SHARE AMOUNTS) Years ended July 31, 1996 through 2006	1996	1997	1998	1999	2000	2001	2002
OPERATING DATA							
Net Sales	\$365,929	\$433,649	\$463,235	\$479,025	\$550,664	\$545,944	\$516,962
Sales Growth %	14.4%	18.5%	6.8%	3.4%	15.0%	-0.9%	-5.3%
Cost of product sold	172,813	201,664	212,980	216,060	245,587	257,313	256,186
Gross Margin	193,116	231,985	250,255	262,965	305,077	288,631	260,776
Gross Margin %	52.8%	53.5%	54.0%	54.9%	55.4%	52.9%	50.4%
Operating expenses:							
Research and development	11,309	16,300	20,287	17,116	20,555	20,329	17,271
Selling, general and administrative	140,642	165,317	178,648	182,688	215,231	214,220	199,282
Restructuring charge - net	—	—	5,390	(611)	—	9,560	2,720
Total operating expenses	151,951	181,617	204,325	199,193	235,786	244,109	219,273
Operating income	41,165	50,368	45,930	63,772	69,291	44,522	41,503
% of Sales	11.2%	11.6%	9.9%	13.3%	12.6%	8.2%	8.0%
Other income and (expense):							
Investment and other income - net	4,570	1,159	638	1,455	7,418	686	1,714
Interest expense	(302)	(256)	(403)	(445)	(578)	(418)	(82)
Net other income	4,268	903	235	1,010	6,840	268	1,632
Income before income taxes and cumulative effect of changes in accounting principles	45,433	51,271	46,165	64,782	76,131	44,790	43,135
Income taxes	17,406	19,564	18,129	25,198	28,930	17,244	14,882
Net income	\$28,027	\$31,707	\$28,036	\$39,584	\$47,201	\$27,546	\$28,253
% of Sales	7.7%	7.3%	6.1%	8.3%	8.6%	5.0%	5.5%
Net income per Common Share (Diluted):¹							
Class A Nonvoting	\$0.63	\$0.72	\$0.62	\$0.87	\$1.03	\$0.59	\$0.60
Class B Voting	\$0.62	\$0.70	\$0.60	\$0.85	\$1.01	\$0.58	\$0.59
Cash dividends on:¹							
Class A Common Stock	\$0.20	\$0.26	\$0.30	\$0.32	\$0.34	\$0.36	\$0.38
Class B Common Stock	\$0.19	\$0.25	\$0.29	\$0.31	\$0.33	\$0.35	\$0.37
BALANCE SHEET (at July 31)							
Working Capital	\$109,688	\$130,724	\$125,386	\$129,884	\$116,084	\$123,830	\$135,764
Total Assets	261,835	291,662	311,824	351,120	398,134	393,592	420,525
Long-term Obligations, Less Current Maturities	1,809	3,890	3,716	1,402	4,157	4,144	3,751
Stockholders' Investment	189,263	206,547	233,373	260,564	291,224	302,579	324,242

¹ Restated for 100% stock dividend effective December 31, 2004.

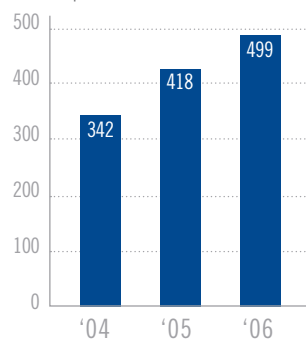
² Certain 2003 and 2004 items have been reclassified to conform with 2005 presentation.



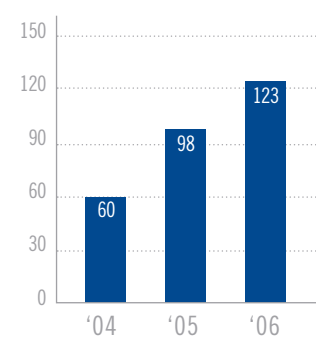
Regional Results

2003 ²	2004 ²	2005	2006
\$554,866	\$671,219	\$816,447	\$1,018,436
7.3%	21.0%	21.6%	24.7%
275,717	325,858	383,171	492,681
279,149	345,361	433,276	525,755
50.3%	51.5%	53.1%	51.6%
18,873	23,028	25,078	30,443
219,861	248,171	285,746	338,796
9,589	3,181	—	—
248,323	274,380	310,824	369,239
30,826	70,981	122,452	156,516
5.6%	10.6%	15.0%	15.4%
1,750	577	1,369	2,403
(121)	(1,231)	(8,403)	(14,231)
1,629	(654)	(7,034)	(11,828)
32,455	70,327	115,418	144,688
11,035	19,456	33,471	40,513
\$21,420	\$50,871	\$81,947	\$104,175
3.9%	7.6%	10.0%	10.2%
\$0.46	\$1.07	\$1.64	\$2.07
\$0.44	\$1.05	\$1.63	\$2.05
\$0.40	\$0.42	\$0.44	\$0.52
\$0.39	\$0.40	\$0.42	\$0.50
\$123,878	\$131,706	\$141,560	\$240,537
449,519	697,900	850,147	1,365,186
568	150,019	150,026	350,018
338,961	403,315	497,274	746,046

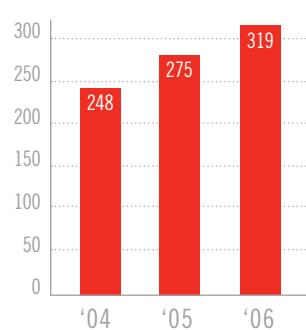
BRADY AMERICAS SALES
IN \$ MILLIONS



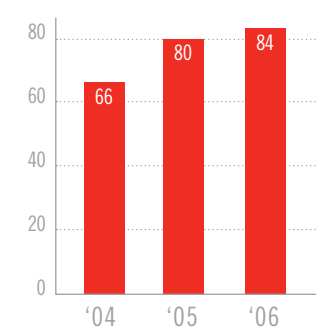
BRADY AMERICAS SEGMENT PROFIT
IN \$ MILLIONS



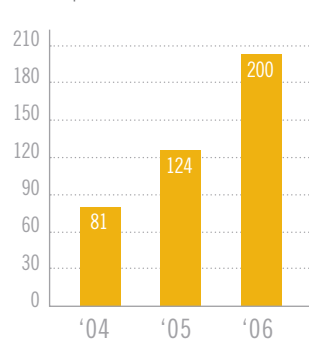
BRADY EUROPE SALES
IN \$ MILLIONS



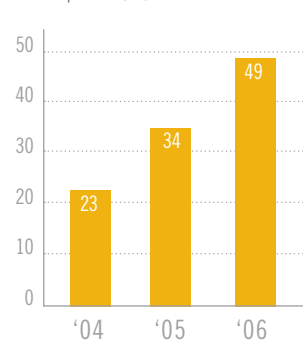
BRADY EUROPE SEGMENT PROFIT
IN \$ MILLIONS



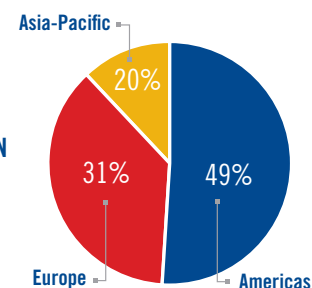
BRADY ASIA-PACIFIC SALES
IN \$ MILLIONS



BRADY ASIA-PACIFIC SEGMENT PROFIT
IN \$ MILLIONS



2006 SALES BY REGION



Honesty and Integrity First



Brady Corporation has a global Code of Ethics Policy that governs the behavior and relationships between Brady employees, customers and suppliers. The direction and tone are clear and are set from the top. A strong emphasis on leadership behavior at all levels of the organization, coupled with a well-publicized and consistent set of guiding values, helps to ensure that honesty and integrity are first in everything we do.

- An effective and proactive Audit Committee of the Board of Directors is supported by a strong internal audit function.
- Brady's Code of Ethics is publicly available on www.bradycorp.com under the Corporate Governance tab.
- A tool for reporting suspected ethics violations is available at www.bradyethics.com. We encourage our customers, suppliers and shareholders to utilize this site in the event of ethical concerns.

Common Shares

Brady Corporation Class A Common Stock trades on the New York Stock Exchange under the symbol BRC. As of September 29, 2006, there were 697 Class A Common Stock shareholders of record and about 4,000 beneficial shareholders. There are three Class B Common Stock shareholders.

Quarterly Stock Data

	2004		2005		2006	
	HIGH	LOW	HIGH	LOW	HIGH	LOW
4th Quarter	\$23.24	\$18.14	\$34.96	\$28.80	\$42.79	\$32.94
3rd Quarter	\$20.44	\$17.45	\$35.70	\$26.30	\$40.49	\$34.67
2nd Quarter	\$21.73	\$16.99	\$32.22	\$26.75	\$39.98	\$28.20
1st Quarter	\$18.24	\$15.84	\$27.49	\$21.01	\$34.22	\$26.98

Dividends

Brady has paid dividends on its Common Stock every quarter since going public in June 1984 and the Company has increased the dividend every year for each of the past 21 years. At its September 2006 meeting, the Board of Directors increased the quarterly dividend on Class A Common Stock to \$0.14 per share per quarter or \$0.56 per year. Dividends are normally paid on the last day of business in October, January, April and July.

Dividend Reinvestment

Shareholders of record may have their dividends automatically reinvested in Brady stock through a Dividend Reinvestment Program. For more information on this program, see the description on the Internet at www.investor.bradycorp.com or call Brady's investor line at 414-438-6918.

Stock Transfer Agent

Wells Fargo Bank Minnesota, N.A.
Shareowner Services
P.O. Box 64584
St. Paul, MN, 55164-0854
www.wellsfargo.com/com/shareowner_services

Brady Information

Brady's Internet site at www.investor.bradycorp.com contains corporate governance information, investor presentations, 10-K, 10-Q and other SEC filings, annual reports, news releases, frequently asked investor questions, stock prices, a Brady investment calculator, product information and a variety of other information about Brady.

Information Requests and Investor News Line

A phone system at 414-438-6918 enables you to listen to financial news highlights, request printed 10-K and other financial information, request dividend reinvestment information or be transferred to an investor relations representative. Or you may send your information requests to Investor Relations, Brady Corporation, P.O. Box 571, Milwaukee, WI 53201-0571, or e-mail investor@bradycorp.com.

Analyst and Investor Contact

Barbara Bolens, Vice President, Treasurer and Director of Investor Relations, 414-438-6940.

Annual Meeting

The Brady Corporation Annual Meeting will be at 9 A.M., Thursday, November 16, 2006, at Brady Corporation, 6555 W. Good Hope Road, Milwaukee, Wisconsin. A webcast with highlights will be posted on the Internet at www.investor.bradycorp.com.

Brady Global Locations



UNITED STATES

Brady Corporation
P.O. Box 571
Milwaukee, WI 53201

Brady Worldwide, Inc.
6555 W. Good Hope Rd.
Milwaukee, WI 53223

Tobey Research & Innovation Center
2221 W. Camden Rd.
Milwaukee, WI 53209

Brady Coated Products
P.O. Box 298
2230 W. Florist Ave.
Milwaukee, WI 53201

Teklynx International
5300 N. 118th Court, Bldg. F
Milwaukee, WI 53225

1529 Continental Dr.
Eau Claire, WI 54701

Brady – Varitronics
6835 Winnetka Circle
Brooklyn Park, MN 55428

TruMed
11569 Rupp Dr.
Minneapolis, MN 55337

Brandon International
5152 Commerce Dr.
Baldwin Park, CA 91706

J.A.M. Plastics
1804 N. Lemon St.
Anaheim, CA 92801

Personnel Concepts
2865 Metropolitan Place
Pomona, CA 91767

TISCOR
12250 Parkway Centre Dr.
Poway, CA 92064

STOPware
1710 Zanker Rd., Suite 202
San Jose, CA 95112

Seton Identification Products
20 Thompson Rd.
Branford, CT 06405

Emedco
2491 Wehrle Dr.
Williamsville, NY 14221

Electromark
6188 W. Port Bay Rd.
Wolcott, NY 14590

Identicard Systems
P.O. Box 5349
Lancaster, PA 17606

Tradex Converting, Inc.
9901 E. Valley Ranch Pkwy.
Suite 2000
Irving, TX 75063

Comprehensive Identification
Products, Inc.
209 Middlesex Turnpike
Burlington, MA 01803

AUSTRALIA

Brady Australia Pty. Ltd.
Seton Australia Pty. Ltd.
4-6 regents Park Estate, Block S
391 Park Rd.
Regents Park, NSW 2143
Australia

Brady Australia – Perth
Safety Signs Service
663 Dundas Rd.
Forrestfield WA 6058
Australia

Carroll Australasia Pty. Ltd.
29 Crescent St.
Holroyd, NSW 2142, Australia

Accidental Health & Safety Pty Ltd
494 North Road
Ormond VIC 3204, Australia

BELGIUM

W. H. Brady, N.V.
Industrie Park C/3
Lindestraat 20
B-9240 Zele, Belgium

BRAZIL

W.H. B. do Brasil Ltda.
Av. Ceci 238
Centro Empresarial Tamboré
06455 Barueri
Sao Paulo, Brazil

W.H. B. do Brasil Ltda.
Brady Manuas
Avenida Solimões, N. 2100
Distrito Industrial da Sulframa
69075-200 Manaus
Amazonas, Brazil

Tradex do Brasil Ltda.
Av. Efigenio Sales, 86
Adrianopolis
69000-000 Manaus
Amazonas, Brazil

CANADA

W.H.B. Identification Solutions, Inc.
Seton – Canada, and Identicam
355 Applecreek Blvd.
Markham, Ontario
L3R 9X7 Canada

CHINA

Brady (Beijing) Co. Ltd.
Unit 8401/8402 Plant #8
3 Yong Chang Bei Road BDA
Beijing 100176, PRC

Brady (Shanghai) International
Trading Co. Ltd.
5F-B, No. 158 Aona Rd.
Wai Gao Qiao Free Trade Zone
Shanghai 200131, PRC

1709-1716, POS Plaza
1600 Century Ave., Pudong
Shanghai 200122, PRC

Brady Technology (Wuxi) Co. Ltd.
No. 229 Xing Chuang Ba Lu
Wuxi-Singapore Industrial Park
Wuxi, Jinagsu, 214028, PRC

Shenzhen Branch
Unit A-B, 5th Floor, Hi-tech Bldg.
7 Industrial Road Shekou
Shenzhen 518067, PRC

Brady Co. Ltd.
XinHai International Square
XinHai Street
Suzhou Industrial Park
Suzhou 215021, PRC

Brady Corporation S.E.A. Pte. Ltd.
Suite 02, 18th Floor
CRE Centre
889 Cheung Sha Wan
Kowloon, Hong Kong

Tradex Converting (Langfang) Co. Ltd.
Chinabase Industrial Park
Jingming Rd.
Langfang Economic & Technical
Development Zone
Hebei 065000, PRC

Beijing Sales Office
Room 808, Golden Land Bldg.
NO32, Liangmaqiao Rd.
Chaoyang District
Beijing 100016, PRC

Shanghai Sales Office
Room 2005,
Overseas Chinese Mansion
129 Yan'an Rd. (W)
Shanghai 200040, PRC

Shenzhen Sales Office
Rm. 1116, Building A
Stars Plaza, #38
Hongli Rd.
Shenzhen City, PRC

Tradex Converting (Suzhou) Co. Ltd.
No. 1, Bldg. 136
Yinsheng Rd.
Shengpu sub-district SIP
Jiangsu Province 215126, PRC

Comprehensive Identification
Products, Inc.

Pan Yu Meixin Metal Co., Ltd.
No. 64 Xin Ken Road,
Wan Qing Sha Town
Pan Yu Area, Guang Zhou City
511464, PRC

Identification Technologies
Xiamen Ltd.
No. 30 Xiangming Rd., Xinke Bldg.
Torch (Xiangnan) Industrial Area
Xiamen Torch Hi-Tech Industrial
Development Zone
Xiamen, PRC

Quo-Luck Co., Ltd.
Unit B, 7/F,
Chuan Hing Industrial Bldg.
14 Wang Tai Rd., Kowloon Bay
Kowloon, Hong Kong SAR

DENMARK

TEXTIT Danmark A/S
Islandsgade 12
Postboks 36
5100 Odense C
Denmark

FRANCE

Brady Groupe SAS
Division Seton
45 Avenue de L'Europe
BP 132
593 Roncq Cedex, France

Brady Group SAS
Division Brady
25 avenue des Saulaie
Parc d'Activites del la Saulaie
69600 Oullins, France

Immeuble le Montreal
19 bis, avenue du Quebec
91 141 Villebon sur Yvette, France

Teklynx International
Chemin de Nareoux
32000 Auch, France

Brady Groupe SAS
Division Signals
Rond Point de la Republique
Z.I. De la Rochelle
17187 Perigny Cedex, France

Brady Groupe SAS
Division B.I.G
80 rud de la Roquette
75011 Paris, France

Brady Global Locations



» Continued from inside back cover

GERMANY

Brady GmbH
Ott-Hahn-Str. 5-7
63222 Langen, Germany

Brady GmbH – Balkhausen
Rudolf-Diesel-Strasse 17
28857 Syke, Germany

Brady GmbH – Etimark
An de Birkenkaute 6
61231 Bad Nauheim, Germany

Teklynx International
Voltastrasse 5
63225 Langen, Germany

INDIA

Brady Company India Pvt. Ltd.
Cyber Park
No. 76-78, 2nd floor
Electronic City Phase I
Doddathogur Hosur Rd.
Bangalore, 560100, India

RMZ NXT
Campus 1A, Unit 201, 2nd floor
EPIP Zone
Mahadevapura Whitefield Rd.
Bangalore, 560066, India

ITALY

Brady Italia, Srl
Via Luigi Lazzaroni 7
21047 Saronno, Italy

JAPAN

Nippon Brady K.K.
TVP Building 3F
3-9-13 Moriya-Cho Kanagawa-Ku
Yokohama, Kanagawa 221-0022, Japan

Tradex Converting (Langfang) Co. Ltd.
Tokyo Branch Office
Embassy of Sweden Compound
1-10-3-901 Roppongi
Minato-ku
Tokyo 106-0032, Japan

KOREA

Brady Corporation S.E.A. Pte Ltd.
Korean Branch
272-2 Yatap-Dong, Bun Dang Ku
Sung-nam City
Gyeonggi-do Lighthouse 4th floor
Kyeonggi-Do, 464-070
Seoul, Republic of Korea (South)

Tradex Converting (Korea) Co. Ltd.
805, Byuksansunyoung technopia-3
8th floor
196-5, Ohjun-Dong, Uiwang-Si
Kyungki-Do, 437-821
Republic of Korea

1011 Highperre Officetel, 10th floor
95-1 Jungang-Dong
Changwon-si
Kyungnam, Republic of Korea

Daewon Industry Corp.
18-17 Samburn-dong
Gunpo-city
Gyeonggi-do, South Korea

168-26 Simi-dong, Gumi-Shi
Kyongsangbook-do
South Korea

96-34 Bunchun-ri
Bongdam-eup, Hwasung-shi
Kyunggi-do, South Korea

MALAYSIA

Brady Technology Sdn Bhd
Plot 6, Hilir Sungai Keluang 4
Bayan Lepas Free Industrial Zone
Phase IV, Bayan Lepas
11900 Penang, Malaysia

MEXICO

W.H. Brady S. de R.L. de C. V.
Iago Iseo, N. 91
Col. Anahuac
11320 Mexico D.F., Mexico

Brady Servicios
Brandon Converting
Avda. Universidad 7-B
Parque Industrial Internacional
Mesa de Otay c.p. 22424
Tijuana B.C., Mexico

Tradex Converting de Mexico, S.A. De C.V.
Privada Martel No. 25
Parque Industrial
Reynosa, Tamaulipas
C.P. 88780, Mexico

NETHERLANDS

Braton Group Sarl – Teklynx
Becanusstraat 13
6216 BX Maastricht
The Netherlands

Comprehensive Identification
Products, Inc.
Koninginneweg 11-13
1217 KP Hilversum
The Netherlands

NORWAY

TEXIT Norge AS
Tranvagveien 6
6035 Fiskarstrand, Norway

PHILIPPINES

Brady Corporation S.E.A. Pte. Ltd.
9 Narra Drive
Palmera Heights III
Valley, Golf, Cainta Rizal
Philippines 1900

SINGAPORE

Brady Corporation S.E.A. Pte. Ltd.
Brady Corporation Asia Pte. Ltd.
ID Technologies Pte. Ltd.
Brandon Precision Pte. Ltd.
1 Kaki Bukit Crescent
Singapore 416236

Tradex Converting (Langfang) Co. Ltd.
Singapore Representative Office
No. 3 International Business Park
#01-14 Nordic European Centre
Singapore 609927

SLOVAKIA

Brady S.R.O.
Na pantoch 18
Bratislava-Raca
Slovakia

SPAIN

Brady Indetificación SL
Avda. Diagonal 609, pl 10
08028 Barcelona, Spain

SWEDEN

Brady AB
Karins Vag 5
194 54 Upplands Vasby
Sweden

Tradex Converting AB
Bultgatan 31
SE-442 40 Kungälv
Sweden

TAIWAN

Brady Corporation S.E.A. Pty Ltd.
6F-2, 412, Chung Hsiao E. Rd.
SEC 5
Taipei 110, Taiwan

Tradex Converting – Taiwan Branch
10F, No. 171, Song-teh Road
Hsin-yi District, Taipei 110, Taiwan

THAILAND

Brady Thailand Co. Ltd.
Laem Chabang Industrial Estate
(EPZ1)
38/17, Moo 5, T. Tungsukla
Siracha, Chonburi 2-230
Thailand

61 The Seri Center Bldg.
4th Floor – Rm. 4
507 Srinakarin Rd.
Nongbon, Prases
Bankonk 10250
Thailand

QDP Co. Ltd.
130/148 Moo 3 Tambol Wang Chula
Amphur Wangnoi
Ayutthaya 13170
Thailand

9/89, Moo5, Paholyothin Rd.
Rangsit Prosper Estate
T. Klongluang, A. Klongluang
Pathumthani 12120
Thailand

TURKEY

Brady Turkiye
Selvili Sok, No. 3/4
4 Levent
Istanbul, Turkey

UNITED KINGDOM

W.H. Brady Co. Ltd.
Wildmere Industrial Estate
Banbury Oxfordshire
OX16 7JU
United Kingdom

B.I.G
111 Waldegrave Rd.
Teddington, Middlesex
TW11 8BB
United Kingdom

Units 6-8 Dencora Business Centre
Whitehouse Road
Ipswich, Suffolk
IP1 5NX
United Kingdom

Signs & Labels, Inc.
Douglas Bruce House
Corrie Way
Bredbury industrial Park,
Stockport, Cheshire
SK6 2RR
United Kingdom